


Solar Galaxy

535–550 Watt MONO-BIFACIAL MODULE

- IEC61215: 2021
- IEC61730: 2016
- TUV Rheinland Standard
- Lloyd'S Ariel Re
Solar Performance Insurance
- ISO9001: 2015
Quality Management System
- ISO14001:
Environmental Management System
- CE: Europe Standard
- Inmetro Certificate
- Japan JP-AC



KEY FEATURES



MBB Cell
More uniform current collection capability, reducing the current heat loss of the internal cells.



Low Light Features
Higher performance under low light environment.



Higher Output Power
The output power of 110 half-cells Monocrystalline modules is up to 550W.



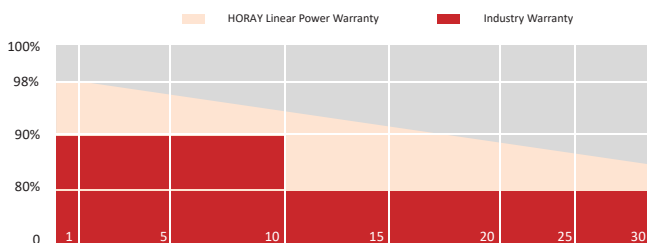
PID Protection
Ensure the attenuation probability caused by PID phenomenon is minimized.



Harsh Environmental Adaptability
Strict salt spray and ammonia corrosion test by the third party.



Load Capacity
Mechanical load tests including wind load 2400 Pa and snow load 5400 Pa.



SPECIFICATIONS

Weight	35.0kg
Dimension	2384mm*1096mm*35mm
Cell Dimension	210*105mm
Cell Amount	55*2 pcs
Maximum System Voltage	1500V
Junction Box	IP68
Type of the front glass	2.0mm Coated ultra clear glass
Type of the back glass	2.0mm Heat-strengthened glass
Frame	Aluminum Alloy
Cable	4mm ² ,+300,-300mm/±1300mm Length can be customized
Connector	MC4 compatible
Application Level	Class A

ELECTRICAL PARAMETERS AT STC

Module Type	HS535-MHG-D	HS540-MHG-D	HS545-MHG-D	HS550-MHG-D
Power	535W	540W	545W	550W
Open Circuit Voltage	37.66V	37.86V	38.06V	38.26V
Short Circuit Current	18.07A	18.12A	18.17A	18.22A
Maximum Power Voltage	31.36V	31.56V	31.76V	31.96V
Maximum Power Current	17.06A	17.11A	17.16A	17.21A
Module Efficiency	20.48%	20.67%	20.86%	21.05%

* Under Standard Test Conditions (STC) of irradiance of 1000 W/ m², spectrum AM 1.5 and cell temperature of 25°C.

ELECTRICAL PARAMETERS AT BNPI

Power	586W	591W	597W	602W
Open Circuit Voltage	37.66V	37.86V	38.06V	38.26V
Short Circuit Current	19.44A	19.52A	19.60A	19.68A
Maximum Power Voltage	31.36V	31.56V	31.76V	31.96V
Maximum Power Current	18.68A	18.74A	18.79A	18.84A

* Rear side power gain: The additional gain from the rear side compared to the power of the front side at the standard test condition. It depends on mounting (structure, height, tilt angle etc.) and albedo of the ground.

ELECTRICAL PARAMETERS AT NMOT

Power	405W	409W	413W	417W
Open Circuit Voltage	34.95V	35.13V	35.32V	35.51V
Short Circuit Current	14.82A	14.86A	14.90A	14.94A
Maximum Power Voltage	29.07V	29.26V	29.44V	29.63V
Maximum Power Current	13.93A	13.98A	14.03A	14.08A

* Under Nominal Module Operating Temperature (NMOT), irradiance of 800 W/ m², spectrum AM 1.5, ambient temperature 20°C, wind speed 1 m/s.

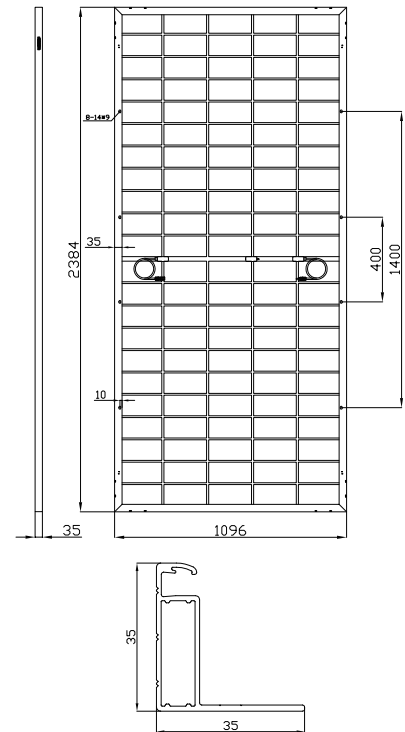
TEMPERATURE CHARACTERISTICS

NMOT	45±2°C
Temp Coefficient of ISC	+0.05%/°C
Temp Coefficient of VOC	-0.28%/°C
Temp Coefficient of Pmax	-0.34%/°C

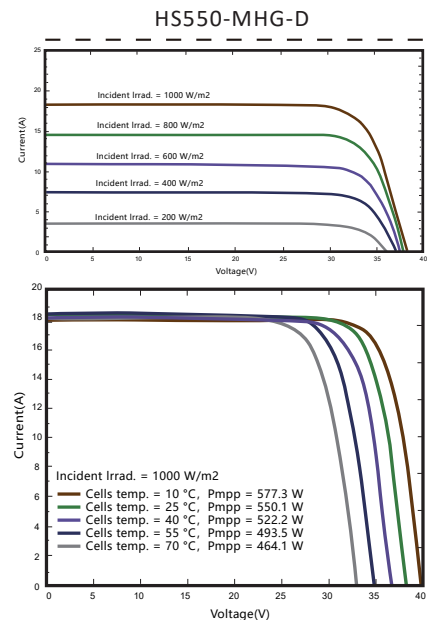
PACKING CONFIGURATION

Modules/Pallet	31 Pieces
Packaging Description	20 Pallets, Total=(31+31)x10=620 Pieces
Modules/40' Container	620 Pieces

MECHANICAL DIAGRAMS



IV CHARACTERISTICS



MAXIMUM RATING

Power selection	0~+5W
Measuring uncertainty of Pm	0~±3%
Operating Temperature	-40°C~+85°C
Wind Load/Snow Load	2400pa/5400pa
Fuse Current	30A

15 YEARS
Quality Warranty

30 YEARS
Power Warranty

CAUTION: READ SAFETY AND INSTALLATION INSTRUCTIONS BEFORE USING THE PRODUCT.

©2024 Horay Solar Co., Ltd. All rights reserved. Specifications included in this datasheet are subject to change without notice.

Version number: MHG_D_EN_2024_A